




General information about company		
Scrip code	511700	
NSE Symbol		
MSEI Symbol		
ISIN*	INE625D01010	
Name of company	Standard Capital Markets Limited	
Class of security	Equity	
Date of start of financial year	01-04-2023	
Date of end of financial year	31-03-2024	
Date of board meeting when results were approved	03-08-2023	
Date on which prior intimation of the meeting for considering financial results was informed to the exchange	28-07-2023	
Description of presentation currency	INR	
Level of rounding used in financial results	Lakhs	
Reporting Quarter	First quarter	
Nature of report standalone or consolidated	Standalone	
Whether results are audited or unaudited	Unaudited	
Segment Reporting	Single segment	
Description of single segment	NBFC-Non Accepting Public Deposit	
Start date and time of board meeting	03-08-2023 12:30	
End date and time of board meeting	03-08-2023 14:30	
Whether cash flow statement is applicable on company		
Type of cash flow statement		
Declaration of unmodified opinion or statement on impact of audit qualification	Not applicable	

Financial Results 			
Particulars		3 months/ 6 months ended (dd-mm-yyyy)	Year to date figures for current period ended (dd-mm-yyyy)
A	Date of start of reporting period	01-04-2023	01-04-2023
B	Date of end of reporting period	30-06-2023	30-06-2023
C	Whether results are audited or unaudited	Unaudited	Unaudited
D	Nature of report standalone or consolidated	Standalone	Standalone
Part I	Blue color marked fields are non-mandatory. For Consolidated Results, if the company has no figures for 3 months / 6 months ended, in such case zero shall be inserted in the said column.		
1	Income		
	Revenue from operations		
(i)	Interest Income	526.79	526.79
(ii)	Dividend Income	0	0
(iii)	Rental Income	0	0
(iv)	Fees and commission Income	0	0
(v)	Net gain on fair value changes	0	0
(vi)	Net gain on derecognition of financial instruments under amortised cost category	0	0
(vii)	Sale of products (including Excise Duty)	0	0
(viii)	Sale of services	0	0
(ix)	Other revenue from operations		
	Total other revenue from operations		
	Total Revenue From Operations	526.79	526.79
	Other income	25	25
	Total income	551.79	551.79
2	Expenses		
	Cost of materials consumed	0	0
	Purchases of stock-in-trade	0	0
	Changes in inventories of finished goods, work-in-progress and stock-in-trade	0	0
	Employee benefit expense	20.66	20.66
	Finance costs	201.05	201.05
	Depreciation, depletion and amortisation expense	4.61	4.61
	Fees and commission expense	0	0
	Net loss on fair value changes	0	0
	Net loss on derecognition of financial instruments under amortised cost category	0	0
	Impairment on financial instruments	0	0
(f)	Other expenses		
1	Other Income	18.68	18.68
	Total other expenses	18.68	18.68
	Total expenses	245	245

Financial Results 			
Particulars		3 months/ 6 months ended (dd-mm-yyyy)	Year to date figures for current period ended (dd-mm-yyyy)
A	Date of start of reporting period	01-04-2023	01-04-2023
B	Date of end of reporting period	30-06-2023	30-06-2023
C	Whether results are audited or unaudited	Unaudited	Unaudited
D	Nature of report standalone or consolidated	Standalone	Standalone
Part I	Blue color marked fields are non-mandatory. For Consolidated Results, if the company has no figures for 3 months / 6 months ended, in such case zero shall be inserted in the said column.		
3	Total profit before exceptional items and tax	306.79	306.79
4	Exceptional items	32	32
5	Total profit before tax	338.79	338.79
7	Tax expense		
8	Current tax	79.77	79.77
9	Deferred tax	0	0
10	Total tax expenses	79.77	79.77
14	Net Profit Loss for the period from continuing operations	259.02	259.02
15	Profit (loss) from discontinued operations before tax	0	0
16	Tax expense of discontinued operations	0	0
17	Net profit (loss) from discontinued operation after tax	0	0
19	Share of profit (loss) of associates and joint ventures accounted for using equity method	0	0
21	Total profit (loss) for period	259.02	259.02
22	Other comprehensive income net of taxes	0	0

Financial Results 			
Particulars		3 months/ 6 months ended (dd-mm-yyyy)	Year to date figures for current period ended (dd-mm-yyyy)
A	Date of start of reporting period	01-04-2023	01-04-2023
B	Date of end of reporting period	30-06-2023	30-06-2023
C	Whether results are audited or unaudited	Unaudited	Unaudited
D	Nature of report standalone or consolidated	Standalone	Standalone
Part I	Blue color marked fields are non-mandatory. For Consolidated Results, if the company has no figures for 3 months / 6 months ended, in such case zero shall be inserted in the said column.		
23	Total Comprehensive Income for the period	259.02	259.02
24	Total profit or loss, attributable to		
	Profit or loss, attributable to owners of parent		
	Total profit or loss, attributable to non-controlling interests		
25	Total Comprehensive income for the period attributable to		
	Comprehensive income for the period attributable to owners of parent	0	0
	Total comprehensive income for the period attributable to owners of parent non-controlling interests	0	0
26	Details of equity share capital		
	Paid-up equity share capital	4900.01	4900.01
	Face value of equity share capital	10	10
28	Reserves excluding revaluation reserve		
29	Earnings per share		
i	Earnings per equity share for continuing operations		
	Basic earnings per share from continuing operations	0.53	0.53
	Diluted earnings per share from continuing operations	0.53	0.53
ii	Earnings per equity share for discontinued operations		
	Basic earnings per share from discontinued operations	0	0
	Diluted earnings per share from discontinued operations	0	0
ii	Earnings per equity share		
	Basic earnings per share	0.53	0.53
	Diluted earnings per share	0.53	0.53
30	Debt equity ratio		
31	Debt service coverage ratio		
32	Interest service coverage ratio		
33	Disclosure of notes on financial results	Textual Information(1)	

Text Block	
Textual Information(1)	1- The above financial results have been reviewed by the Audit Committee and approved by the Board of Directors of the Company at their respective meetings held on August 03, 2023. The Statutory Auditor of the Company have carried out the Review for the quarter ended June 30, 2023 pursuant to Regulation 33 of SEBI (Listing Obligations and Disclosure Requirements) Regulations, 2015 as amended. 2. The company is engaged primarily in the business of Financial services and accordingly there are no separate reportable operating segments as per Ind AS 108 dealing with Operating Segments. 3. The figures for the quarter ended March 31, 2023 represent the difference between the audited figures in respect of the full financial year and the unaudited figures of nine months ended December 31, 2022. 4- Figures of previous periods were re-grouped/re-classified wherever necessary to confirm to the periods of current periods.

Format for Reporting Segmenet wise Revenue, Results and Capital Employed along with the company results		
Particulars		3 months/ 6 month ended (dd-mm-yyyy)
Date of start of reporting period		01-04-2023
Date of end of reporting period		30-06-2023
Whether accounts are audited or unaudited		Unaudited
Nature of report standalone or consolidated		Standalone
1	Segment Revenue (Income)	
	(net sale/income from each segment should be disclosed)	
	Total Segment Revenue	
	Less: Inter segment revenue	
	Revenue from operations	
2	Segment Result	
	Profit (+) / Loss (-) before tax and interest from each segment	
	Total Profit before tax	
	i. Finance cost	
	ii. Other Unallocable Expenditure net off Unallocable income	
	Profit before tax	
3	(Segment Asset - Segment Liabilities)	
	Segment Asset	
	Total Segment Asset	
	Un-allocable Assets	
	Net Segment Asset	
4	Segment Liabilities	
	Segment Liabilities	
	Total Segment Liabilities	
	Un-allocable Liabilities	
	Net Segment Liabilities	
	Disclosure of notes on segments	